

# EMS-3000S SHEET MEASURING MACHINE

**EMOS**  
GROUP



## EMS-3000S SHEET MEASURING MACHINE

- 01** The EMS3000S Sheet is specially designed to measure the length, width, angles and linearity of your sheets.
- 02** The EMS3000 Coordinate Measuring Machines are built to give you the fastest, most accurate and high quality measurements.
- 03** EMS3000 has many technological products, software and high quality workmanship.

# EMS-3000S

## SHEET MEASURING MACHINE



## TECHNICAL ADVANTAGES

- Operator friendly technical design,
- Easily place the workpiece on the table thanks to the 15 degree inclined table surface,
- Thanks to the workpiece resting points on the table, it provides practical parallel positioning of your sheets,
- Y axis servo motor provides ergonomic ease of use with up and down speed control,
- The laser pointer allows you to position the camera quickly,
- With a 5 megapixel LED illuminated color camera, you can measure without any mistakes
- Thanks to the ground aluminum table, you can increase the accuracy of your nuve sheet measurements,
- With the linear guideways with roller, the axis movements provide high parallelism and precision,
- User - friendly program software,

# EMS-3000S

## SHEET MEASURING MACHINE

### DIJITAL MEASURING SYSTEM ADVANTAGES

## Digital Measuring System

EMOS3000 Lcd Digital Indicators are designed for maximum precision and high performance. It provides easy operation by adding value to your metal processing machines. EMOS3000 Multifunctional digital displays and magnetic and optical linear encoders. Emos, magnetic linear rulers are designed for highrepeatability, maximum precision.

#### TECHNICIAL SPECIFICATIONS

- 8" LCD Color Display
- Aluminum Outer Body
- 3-4 Axis Reading System
- 2D Measurement System
- Linear AND Angular Hole Drilling Function
- 1000 Program Memory
- Maximum Efficiency and High Performance



#### EMOS DIGITAL ADVANTAGES

- Proven quality in digital measuring systems.
- Reliable and precise magnetic measuring technology.
- IP67 protection class. They are not affected by oil, water and dirt.
- Since they are not optical glass rules, they do not scratch and break.
- They do not require cleaning and maintenance.
- Shock and vibration resistant.
- You can safely use in the most demanding and heavy workshop conditions.



# EMS-3000S

## SHEET MEASURING MACHINE



## INDUSTRIAL CAMERA ADVANTAGES

The Dino - Lite AD7013MTL has a 5 megapixel sensor for crystal clear images, even under higher magnification. Because of the very high resolution, the AD7013MTL is the ideal solution for displaying microscopic images on large screens or using the microscopic images for printing.

DETAILS		COMPATIBILITY	
Dino-Lite range:	Dino-Lite Long Working Distance	Interface:	USB 2.0
<b>LIGHTING</b>		Operating system:	Windows XP, Vista, 7, 8 & 10, MacOS 10.9 and up
Light/ LED type:	White	Included software:	DinoCapture 2.0 (Windows), DinoXcope (Mac OS)
Number of LEDs:	8	Supported image formats (Windows):	BMP, GIF, PNG, JPG, TIF, RAS, PNM, TGA, PCX, MNG, WBMP, JP2, JPC, PGX
LED on/off switchable:	Yes	Supported video formats (Windows):	WMV, FLV, SWF
Infrared filter:	IR cut-filter >550 nm	<b>FEATURES</b>	
<b>OPTICS</b>		Special feature:	No
Magnification:	20-90x	Measurement:	Yes
Macro zoom:	No	Calibration:	Yes
Working distance:	Long	Microtouch sensor:	Yes
Lens type:	Glass with anti-reflection coating	ESD safe:	Yes
		<b>SENSOR</b>	
		Sensor type:	CMOS
		Resolution:	5 Megapixel (2592x1944)
		Maximum frame rate:	30 fps

# EMS-3000S

## SHEET MEASURING MACHINE

### TECHNICAL DATA

Machine Working Size X Axis	3000 mm
Machine Working Size Y Axis	1000 mm
Body Material	Aluminium
Body Color	Gray and Anthracite Gray
Plate - Table Material	Grinded Aluminum
Plate - Table Thickness	30 mm
Table Angle	15°
X Axis Linear Scale	Magnetic Linear Encoder – 0,005 micron – IP67 Protection Class Line Driver TTL 5Vdc - Length Accuracy ±0,005 mm
Y Axis Linear Scale	Optic Scale – 0,001 micron – IP55 Protection class Line Driver TTL 5Vdc - Length Accuracy ±0,002 mm
Digital Redout	Three Axis - 8" Lcd - Color Display Multifunctional - 2D Measurement – Aluminium Body – Power: 220Vac
Industrial PC	10.1" With LED Backlight - Resolution: 1280 x 800 @ 60Hz - touch screen Panel Material: Aluminium - CPU: Intel® Bay Trail-D J1900 (2.00GHz - Quad core) Harddisk: 120Gb SSD - Memory: 4Gb 1333Mhz DDR3 Ram Bios: 64Mb SPI Flash ROM Storage: 1* M.2 connector (2242/2260/2280) 1* 2.5" SATA bay
Y Axis Feed Control	2-Way Joystick
Y Axis Control	0,4 Kw Servo Motor / Driver
PLC	Analog Input PLC
Y Axis Feed Speed Control	5 Kohm Infinite Turn Potentiometer
Laser Type And Color	Point - Red
Laser Power – Voltage - Input	1 mW – 5Vdc – 220 Vac
Linear Guideway System	Schneeberger 25 mm - Linear Guideway: MRS 25 N and Roller Car: MRW 25 D G2 V3
Software Language	English
Machine Approx Weight	1500 Kg
Machine Dimensions (mm)	Length 4000 mm - Width 1500 mm Height 950 mm

# EMS-3000S

## SHEET MEASURING MACHINE

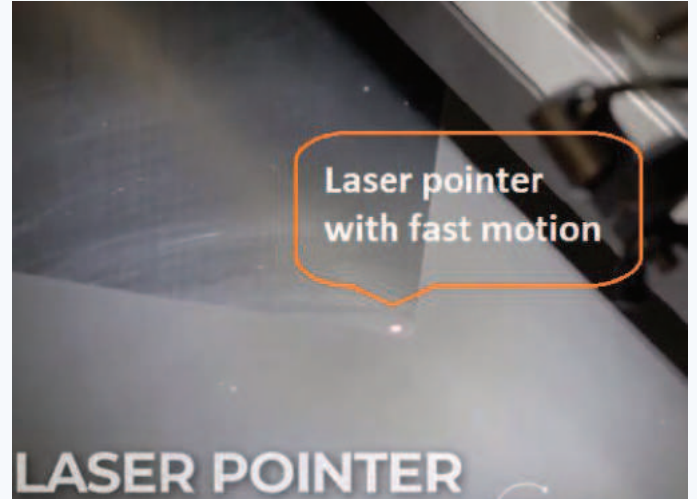

### MEASURING MACHINE USAGE

#### NUVE SHEET MEASUREMENT OPERATION :

1. The operator will lift the Nuve Sheet on the machine table.
2. We rest our sheet metal on the gauge pins on the table. The important point here is to check that there are no objects between the sheet and the pins. Measurement is very important for accuracy.



3. The laser on the control panel will turn on. Used for faster positioning.




# EMS-3000S

## SHEET MEASURING MACHINE

4. We bring our X axis to the edge of the workpiece.

With the camera crosshair on the computer, we reset the workpiece from the edge.

By pressing the X0 key in our digital display, we reset the values on our w axis.



5. We move the X axis again and move it to the other edge of the workpiece.

We use the laser again for fast movement.

With the camera crosshair we measure accurately.

6. We repeat the same operations within the Y axis.

# EMS-3000S

## SHEET MEASURING MACHINE

### SHIPPING

The machines you order are prepared by taking all precautions for shipment.

It is shipped in wooden crate for safe transportation.

